



## TIMELESS TRADITION

Although we love to spoil our family and friends all year round the festive season is the perfect opportunity to have a bit of fun with your giving and to create some unique and special gifts using a few DIY ideas. All you need to do to get going is visit the Consol shop to purchase the glass items that we have used below and simply download our FREE PRINTABLES and follow our guidelines for each project.




- ### DIRECTIONS
1. Please print page 2 - 4 of the downloaded document onto an thick A4 card stock.
  2. Trim each item by cutting along the outer edge.



### { FREE PRINTABLES } PLEASE NOTE:

All the freebies made available by ELEPHANTSHOE are created for personal use only. Commercial use of these designs are strictly prohibited. You are therefore able to use these designs in any way as long as it is not meant to generate profit. You may not use the designs for business purposes or for your branding. Alterations to or redistribution of the files are prohibited. Please reference ELEPHANTSHOE or direct to our blog should you want to share the freebies on your website or blog.

<http://blog.elephantshoelove.com>





## DIRECTIONS : GIFTING BOTTLES

### SHOPPING LIST

1. A variety of different shapes and sizes of Consol Glass jars
2. Twine or ribbon
3. A single hole punch

### METHOD

- STEP 1: Purchase a variety of gifts for family and friends, e.g. t-shirts, bath salts, nougat, nuts, biltong etc.
- STEP 2: Instead of wrapping with paper, pop these into one of the versatile Consol glass jars.
- STEP 3: Trim and punch your choice of tag from above & tie with ribbon or twine around the lid.



**DIRECTIONS : PLACE SEATING TAGS**

**SHOPPING LIST**

- 1. Twine or ribbon
- 2. A single hole punch

**METHOD**

STEP 1: Trim and punch the tags from above & tie with ribbon or twine around the napkin at each place seating at your Christmas lunch/dinner.

PEACE

PEACE

HOPE

HOPE

JOY

JOY

LOVE

LOVE

PEACE

PEACE

HOPE

HOPE

JOY

JOY

LOVE

LOVE

#### DIRECTIONS : STRAW FLAGS

##### SHOPPING LIST

1. Stripped Straws
2. Spray Glue/ Double Sided Tape

##### METHOD

STEP 1: Cut out the flags along the outlines.

STEP 2: Apply spray glue or double sided tape to the back side of each flag.

STEP 3: Fold in half over the top of each straw.