



DIY

PRETTY PAPERWORK 2015

THE NEW YEAR HAS BEGUN AND I LIKE MANY OF US HAVE A FEW NEW YEARS RESOLUTIONS. A HIGH PRIORITY ON MY LIST IS TO KEEP ALL OUR IMPORTANT DOCUMENTS FOR BOTH OUR HOME & OUR BUSINESS ORGANISED.

NOW, THIS CAN BE A DIFFICULT RESOLUTION TO KEEP IF ADMINISTRATION IS NOT YOUR THING, HOPEFULLY THE LABELS WE HAVE DESIGNED THAT ARE AVAILABLE FOR DOWNLOAD HERE WILL HELP YOU TO CATEGORIZE AND KEEP YOUR DOCUMENTS TOGETHER IN A PRETTY FILING SYSTEM. THE BEST PART IS WHEN YOU ARE LOOKING FOR A SPECIFIC PIECE OF PAPER WORK YOU ARE MORE LIKELY TO FIND IT.

DIRECTIONS : Lever Arch File Labels

- 1. Download and print page 2 - 4 of this Pretty Paperwork pdf on A3 card.*
- 2. Cut the labels along the outer line.*
- 3. Slide the label in the label pocket on the spine of each file.*

DIRECTIONS : Receipt Jar

- 1. Download and print page 5 of this Pretty Paperwork pdf on A3 card.*
- 2. Cut the buttons along the outer line.*
- 3. Cut a small slit on either side of the circle & feed ribbon through.*
- 4. Attach the button with the ribbon to the cookie jar.*

{SHOPPING LIST}

WHITE LEVER ARCH FILES
{with label pocket on the spine}

A3 THICK CARD PAPER STOCK

1 X CRAFT KNIFE

SCISSORS

RULER & CUTTING MAT

LARGE GLASS COOKIE JAR



RIBBON

VISIT our shoppe & purchase some of the goodies you may need to create this DIY
www.elephantshoe.com

{ FREE PRINTABLES } PLEASE NOTE:



All the freebies made available by ELEPHANTSHOE are created for personal use only. Commercial use of these designs are strictly prohibited. You are therefore able to use these designs in any way as long as it is not meant to generate profit. You may not use the designs for business purposes or for your branding. Alterations to or redistribution of the files are prohibited. Please reference ELEPHANTSHOE or direct to our blog should you want to share the freebies on your website or blog.

<http://blog.elephantshoe.com>





QUOTATIONS

my office
.....
2015



INVOICES

my office
.....
2015



RECEIPTS

my office
.....
2015




TAX DOCUMENTS

my office
.....
2015




BANK STATEMENTS

my office
.....
2015



BILLS

my home
.....
2015



RECEIPTS

my home
.....
2015

This label features a decorative top border with a repeating geometric pattern. Below this is a dark brown horizontal band containing a white ornate flourish. The main body of the label is white with a light gray diagonal hatching background. The word "RECEIPTS" is printed in large, bold, black, all-caps letters. At the bottom, the text "my home" is written in a cursive font, followed by a dotted line and the year "2015" inside a decorative, rounded rectangular frame.



TAX DOCUMENTS

my home
.....
2015

This label features a decorative top border with a repeating geometric pattern. Below this is a dark brown horizontal band containing a white ornate flourish. The main body of the label is white with a light gray diagonal hatching background. The words "TAX DOCUMENTS" are printed in large, bold, black, all-caps letters. At the bottom, the text "my home" is written in a cursive font, followed by a dotted line and the year "2015" inside a decorative, rounded rectangular frame.



BANK STATEMENTS

my home
.....
2015

This label features a decorative top border with a repeating geometric pattern. Below this is a dark brown horizontal band containing a white ornate flourish. The main body of the label is white with a light gray diagonal hatching background. The words "BANK STATEMENTS" are printed in large, bold, black, all-caps letters. At the bottom, the text "my home" is written in a cursive font, followed by a dotted line and the year "2015" inside a decorative, rounded rectangular frame.

